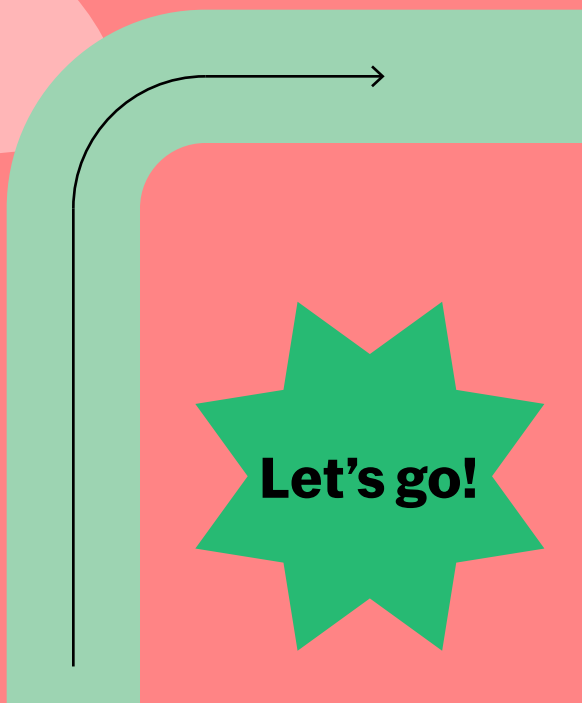



Ages 4-7

**Heyman Family
Programs**

Kids Activity Guide



Let's go!

MoMA

Welcome to MoMA!

**Follow the prompts in this guide
to look closely, share ideas,
imagine, and draw together.**

**As you do, discover the big ideas
modern artists explored.**

**There are four activities each on
Floors 4 and 5.**

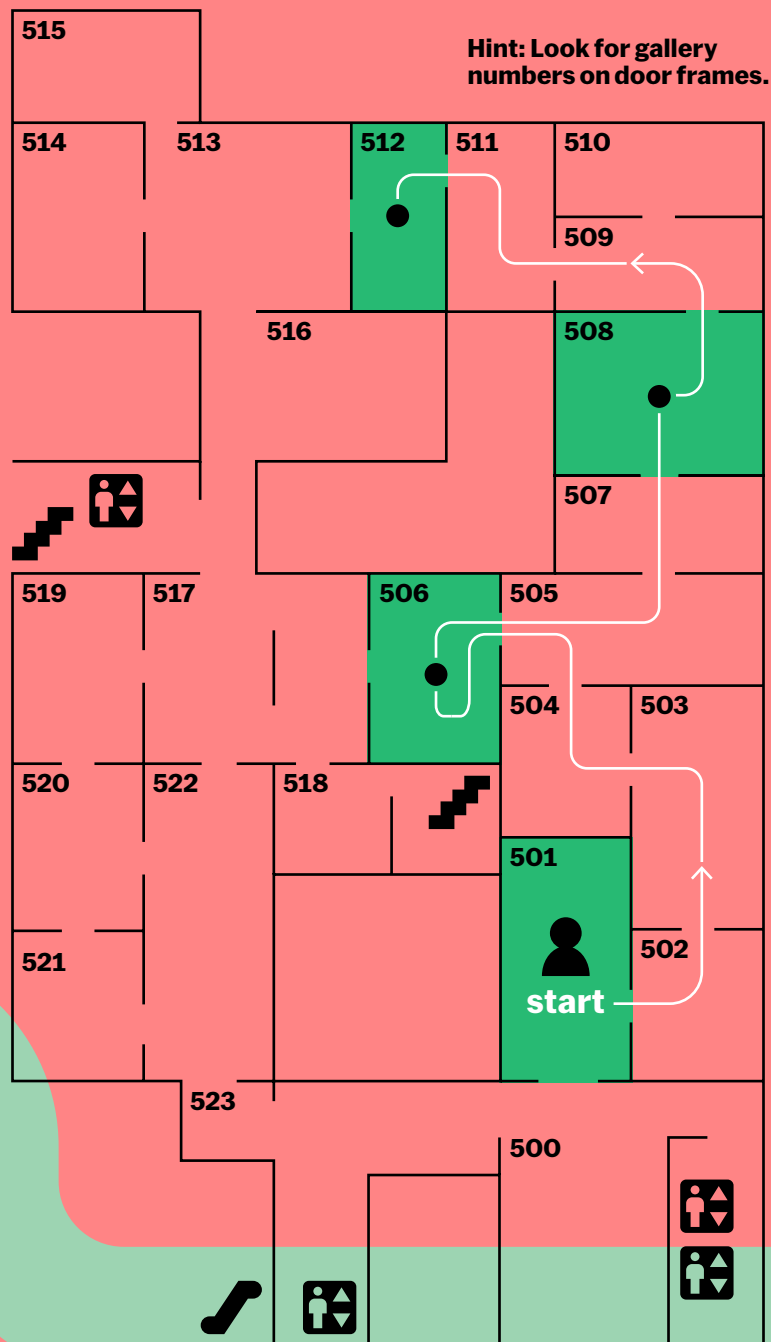
**Use the suggested gallery
numbers, or choose your own.**

Have fun!

Help us protect the art!

**Please do not touch artworks or
get too close—three giant steps
away is a safe distance.**

Floor 5



Floor 5, Gallery 501


Artists capture places that are real and imaginary.

Choose an artwork that shows a place you'd like to visit. Share why.

Imagine being in this place:

What do you see, hear, and smell?

What will you do here?



Floor 5, Gallery 506

Henri Matisse painted bright colors using big, bold brushstrokes.

Search his paintings in this room for a color that shows how you're feeling today.

Invent a name that describes the color.



Stormy Blue

Floor 5, Gallery 508

Find the platform with one gold and one grey sculpture.

These were made by Constantin Brancusi, who was fascinated by animals. He used simple shapes to show their most basic form.

He named these sculptures *Fish* and *Bird in Space*. Can you tell which one is which?

Draw an animal using simple shapes. What will you include?



Floor 5, Gallery 512

Artists play with the size, color, and position of all kinds of shapes.

See if you can find:



**Shapes
that repeat**

**Colorful
squares**

3D shapes

**Shapes that
seem to move**

**Shapes inside
of other shapes**

**Rectangles in
different sizes**

Floor 4

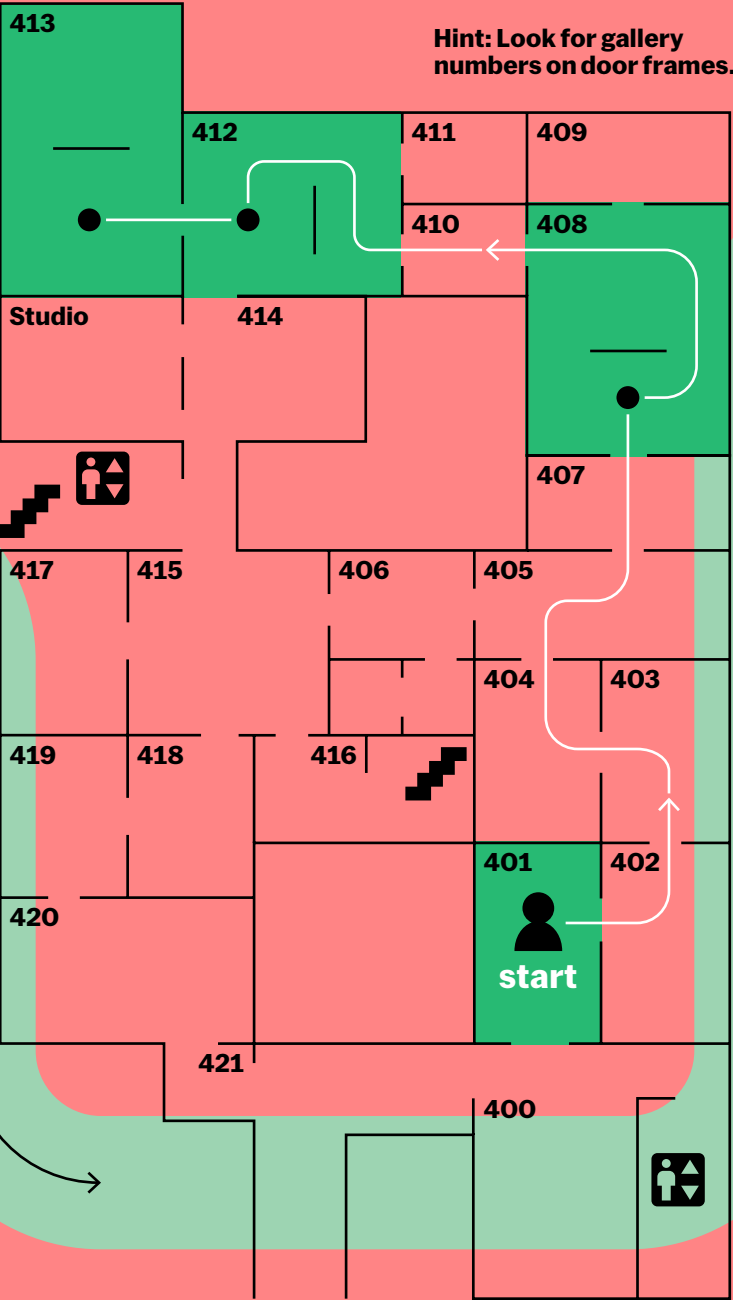
Floor 4, Gallery 401

Look for different types of lines in the artworks.

Circle the words below that describe them.

Look for more lines on your way to the next activity!

Hint: Look for gallery numbers on door frames.



thin

thick

drippy

repeating
repeating
repeating

overlapping
overlapping

curved

straight

Floor 4, Gallery 408

Some artists use everyday materials or objects they find to create art.

Make a list of the things you spot in the artworks in this room:

1. **Bird cage**

2.

3.

4.

5.

6.


Floor 4, Gallery 412

Artist George Maciunas was inspired by daily life. He saved the packaging from food and household items for a year, then neatly organized them.

Find his artwork *One Year*. What items did he use the most?

Draw something you use or eat every day. How will you show it?

Find
more
artwork
with food!



Floor 4, Gallery 413

Find *Giant Soft Fan*, a super-size sculpture of an everyday object.


**Imagine if someone plugged it in.
How would its shape change?
What sound might it make?**

Pose as if a giant fan is blowing on you!

Claes Oldenburg, the artist who made it, imagined placing a fan near the Statue of Liberty to cool off New York City!

I went to MoMA and...

Draw or write what you did here!



A large white rectangular area for drawing or writing, with a curved arrow pointing to it from the text "I went to MoMA and..." above it.



**Visit the Art Lab
for a reward!**

Get creative

Visit the Samuel and Ronnie Heyman Family Art Lab, our hands-on space for families. Open daily, 11:00 a.m.–5:00 p.m.

Keep in touch

Subscribe to our Family Newsletter at moma.org/enews.

Attend a program

For information on family gallery tours, art making, and special events, visit moma.org/family.

Share your opinion

Scan this QR code to share your feedback about the guide—and enter a chance to win a \$50 gift card to MoMA Design Store.



The Adobe Foundation is proud to support equity, learning, and creativity at MoMA.

Family Programs are made possible by the Samuel and Ronnie Heyman Family Endowment Fund.

Major support is provided by the William Randolph Hearst Endowment Fund, the Emily Fisher Landau Educator Fund, the Charles A. Cuomo Education Endowment Fund, and by the Annual Education Fund.