


# Niki de Saint Phalle



## Family Activity Guide

This activity guide accompanying *Niki de Saint Phalle: Structures for Life* was created in collaboration with artists from Teen Art Salon, an organization in Long Island City that supports, develops, and promotes adolescent artists, and demystifies the process of starting a career as an artist.


Use this activity guide in the galleries during your visit, or at home with family and friends. We hope you will be inspired by these activities as you explore the exhibition!

Color in this page. Take inspiration from the colors you see.




Elana Valdellon, *Meet the Artist*

Continue to fill in patterns inspired by Niki de Saint Phalle. What shapes and symbols do you see? Draw these shapes to fill in the creature, and create your own symbols too.



Adriana Gonzalez, *Outlined Creature*

The Fool in Tarot stands on the cusp of great change. Fill this page with symbols of your adventure to come!



Luna Doherty-Ryoke, *On My Adventure I...*




Niki de Saint Phalle created many structures with magical creatures that encouraged children to confront their fears. Use this page to draw your own mystical monster!

Niki de Saint Phalle worked on many large-scale public artworks during her lifetime, many of which are in gardens. Use this page to design your own sculpture for your dream garden.



Shayla Frias, *Create (Grow) A Monster*



Luis Cuesta, *Design a Sculpture for Your Future Garden*

Educational activities for the exhibition  
*Niki de Saint Phalle: Structures for Life*  
made possible through the generous  
support of the Keith Haring Foundation.